
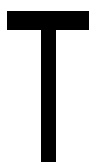



SOCIAL SYMBOL STRIP

T	Stay on topic
Hand	Raise your hand
Pencil	Get to the point
Bubble	Bubble that thought
Superflex	Be flexible and be a good problem solver
Rock Brain	Use strategy to be a flexible thinker
Glass Man	Use strategy to have appropriate reaction
Brain Eater	Use strategy to stay focused



Social Symbol Strips are symbols that can be put on the child’s desk to help the child figure out what social cues s/he needs to modify. For example, if a child with a social disability is monopolizing a conversation, the teacher can point to the  sign to cue ‘get to the point’. This is a great and dignified way to help students recognize the social skills issue without drawing large attention to their issues.